



# 10 steps to selling your home

At buyMyplace.com.au we'll get you sold.

We'll help every step of the way, from creating your listing to settlement paperwork, even conducting auctions. Start selling today.



sell it yourself and save

**Ph: 1300 289 697**

## 1. Start by registering with buyMyplace

- Free tips and how-to guides
- Simple step-by-step process

## 2. Set your sale price

- **Free** recent sales data to help set your price
- **Buy** a more detailed report for a higher level of confidence
- **Buy an independent professional valuation** from our certified partner

## 3. Select the services you need

*One stop shop* – all the services you need in one central location



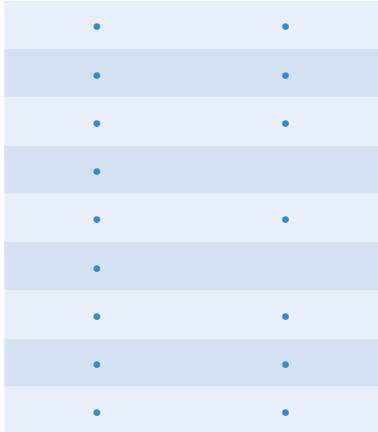


- Full customer support available (7 days)
- Photographers
- For Sale boards
- Interior designers
- Lawyers
- Landscapers
- Conveyancers
- Valuers
- Furniture hire
- Builders / Handymen

## 4. Prepare your home for sale

- Clean and unclutter your property
- Minor maintenance (squeaks, leaks, globes etc)
- See a full list in our Knowledge Centre

## 5. Photography

- Take your own photos and advertise for just \$270 (Metro)
- Professional photography available for best results for just \$349 (Metro)



For more information, contact buyMyplace on 1300 289 697 or visit: [www.buymyplace.com.au](http://www.buymyplace.com.au)



# 10 steps to selling your home

## Did you know?

72%\* of sellers who sold through buyMyplace received the same or more for selling their own home than that quoted by an agent.




sell it yourself and save

**Ph: 1300 289 697**




## 6. Create brochures

- Convert your advertisement into a printable PDF brochure
- Print as many brochures you need for your local area
- For professional results visit your local printing centre




## 7. Open for Inspection

- Have printed brochures ready
- Prepare answers to questions about rates, local parks etc.
- Take contact details of all visitors to follow up
- Always conduct inspections with a friend or partner
- Give visitors space to view the property at their own pace, but be attentive to them



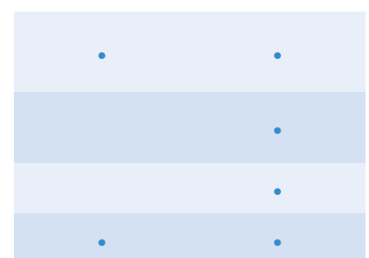
## 8. Negotiations

- Comprehensive negotiations guide for all sellers received after check-out
- Easy to follow strategies to help you feel comfortable
- Dealing direct with buyers places you on a level playing field. No games



## 9. Deposit + Settlement

- Buyer pays a 10% deposit to be held in your solicitor or conveyancer's trust account
- Consult with your buyer to select a suitable time in the final week
- Complete list of things to check is available in the Knowledge Centre
- Select one of our legal partners, or your own, to execute settlement



## 10. Celebrate

- Congratulations. You just sold your own home and saved thousands of dollars
- What will you do with the savings? New car, new furniture, holiday ...



For more information, contact buyMyplace on 1300 289 697 or visit: [www.buymyplace.com.au](http://www.buymyplace.com.au)